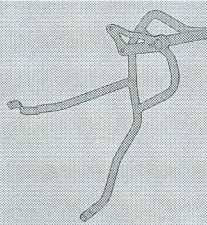
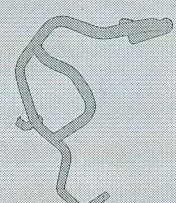
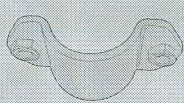










# TN2105 - KN2105

PARAMOTORE SPECIFICO - SPECIFIC ENGINE GUARD - PARE-CARTER SPECIFIQUE SPEZIFISCHER STURZBÜGEL - DEFENSA DE MOTOR ESPECÍFICA





## YAMAHA XT660Z TENERÉ (2008-2013)

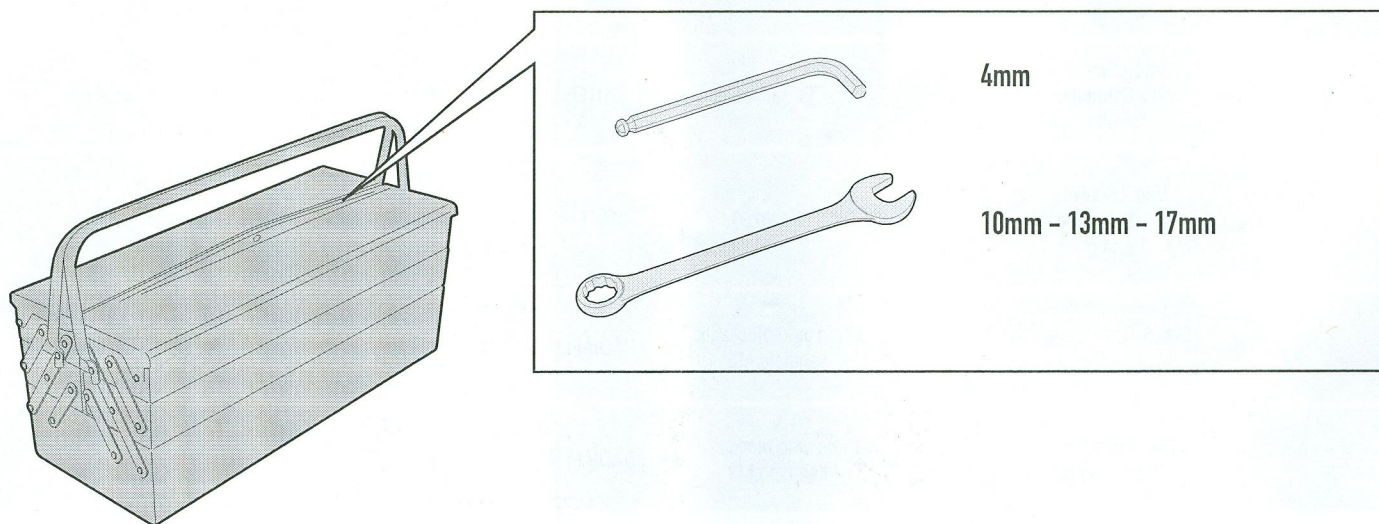
N°	Descrizione	Caratteristiche	Codice	Quantità	
1	Paramotore - Engine Guard Pare-carter - Sturzbugel Defensa De Moto	Sx	-	1	
2	Supporto - Support Support - Halter Soporte	Dx	-	1	
3	Supporto - Support Support - Halter Soporte	GL2307	-	2	
4	Ponte - Bridge Pont - Ungerohr Puente	-	-	1	
5	Nipples	-	347TN	1	
6	Vite - Screw Vis - Schraube Tornillo	TE M10x80	1080TE	1	
7	Vite - Screw Vis - Schraube Tornillo	TBEI M6x35	635TBEI	2	
8	Vite - Screw Vis - Schraube Tornillo	TEF M6x20	620TEF	4	
9	Vite - Screw Vis - Schraube Tornillo	TEF M8x60	860TEF	3	
10	Dado - Bolt - Ecrou Mutter - Tuerca	Dado auto bloccante flangiato M6	6DADIAFLN	2	
11	Dado - Bolt - Ecrou Mutter - Tuerca	Dado auto bloccante flangiato M8	8DADIAFLN	3	

# TN2105 - KN2105

PARAMOTORE SPECIFICO - SPECIFIC ENGINE GUARD - PARE-CARTER SPECIFIQUE SPEZIFISCHER STURZBÜGEL - DEFENSA DE MOTOR ESPECÍFICA

## YAMAHA XT660Z TENERÉ (2008-2013)

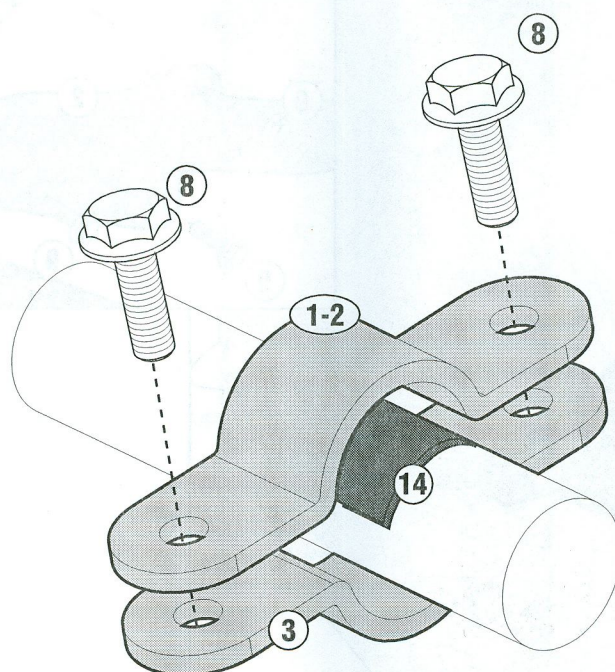
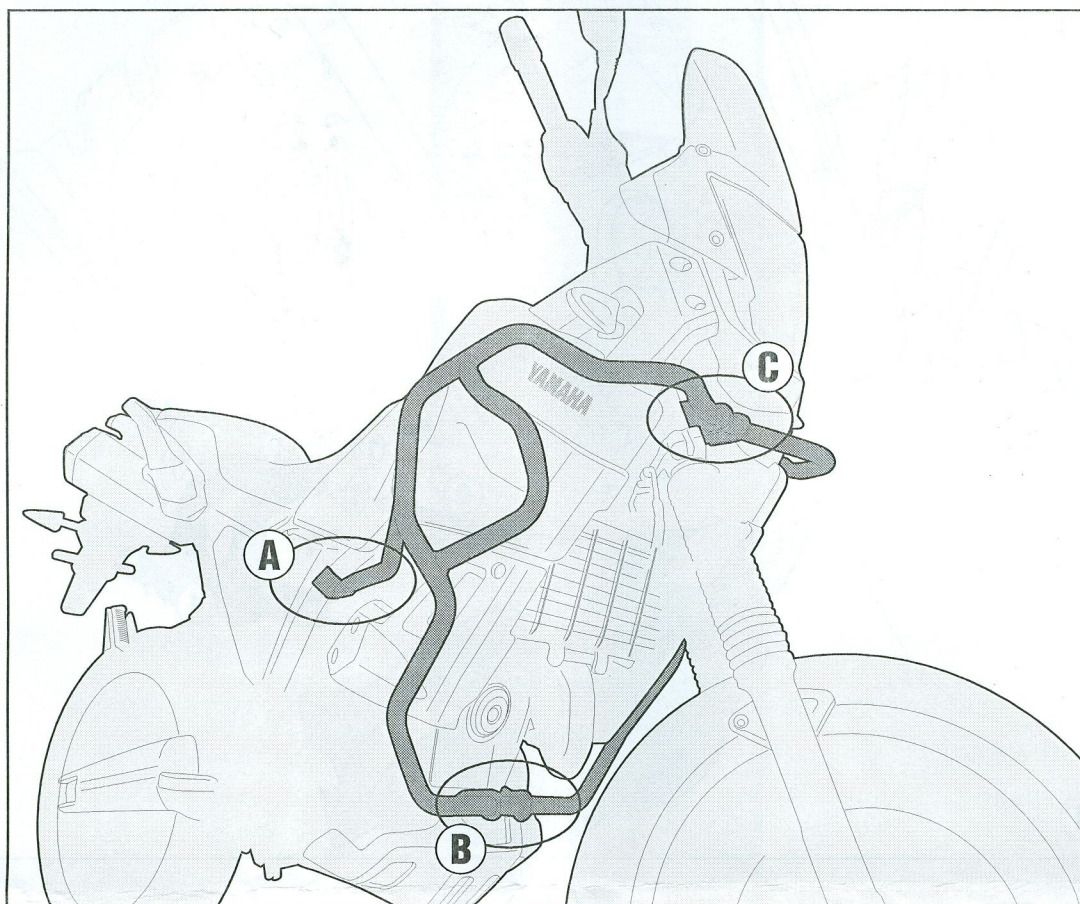
N°	Descrizione	Caratteristiche	Codice	Quantità	
12	Rondella - Washer Rondelle - Scheibe - Arandela	Ø6	6RON	2	
13	Rondella - Washer Rondelle - Scheibe - Arandela	Ø10	10RON	1	
14	Protezioni In Gomma Protective Rubber Pads Protections En Caoutchouc Schutzgummis Goma Protectora	(40x120 - sp. 0,18)mm	Z1263	2	
15	Guarnizione - Gasket Joint D'étanchéité - Dichtung Junta	-	Z2161	2	
16	Componenti Originali Original Parts Parties Originales Original Bauteile Componentes Originales	-	-	-	-



# TN2105 - KN2105

PARAMOTORE SPECIFICO - SPECIFIC ENGINE GUARD - PARE-CARTER SPECIFIQUE SPEZIFISCHER STURZBÜGEL - DEFENSA DE MOTOR ESPECÍFICA

## YAMAHA XT660Z TENERÉ (2008-2013)

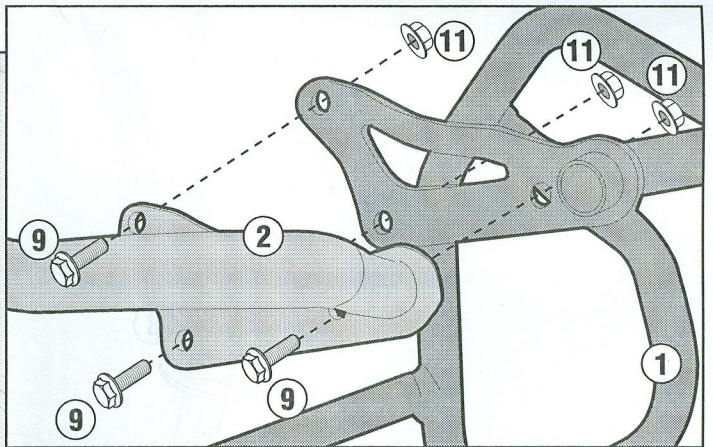



A

# TN2105 - KN2105

PARAMOTORE SPECIFICO - SPECIFIC ENGINE GUARD - PARE-CARTER SPECIFIQUE SPEZIFISCHER STURZBÜGEL - DEFENSA DE MOTOR ESPECÍFICA

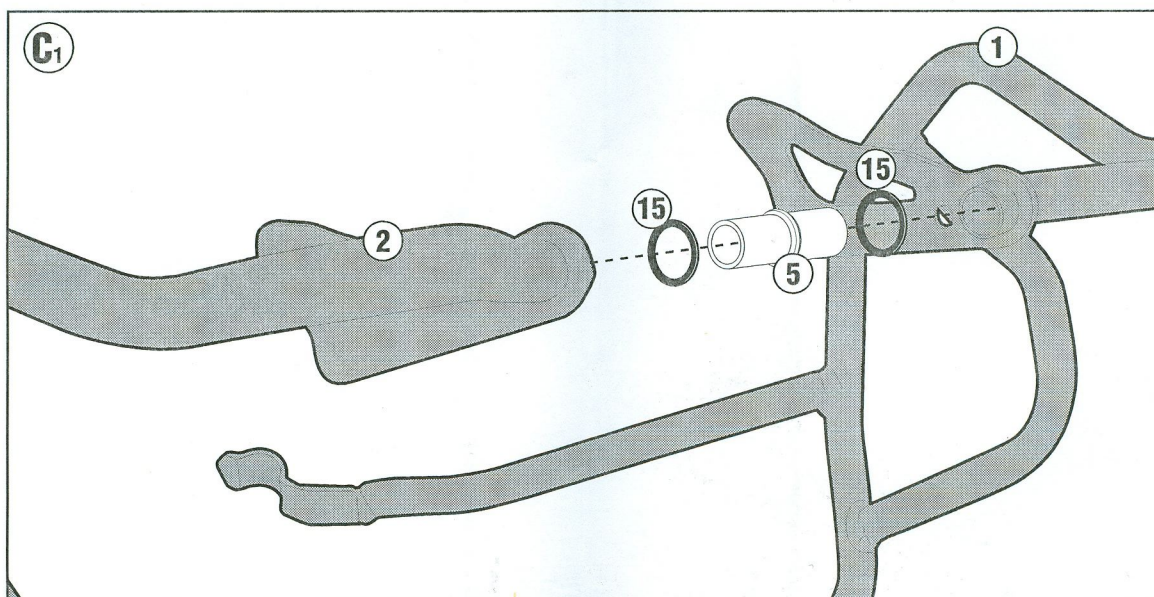
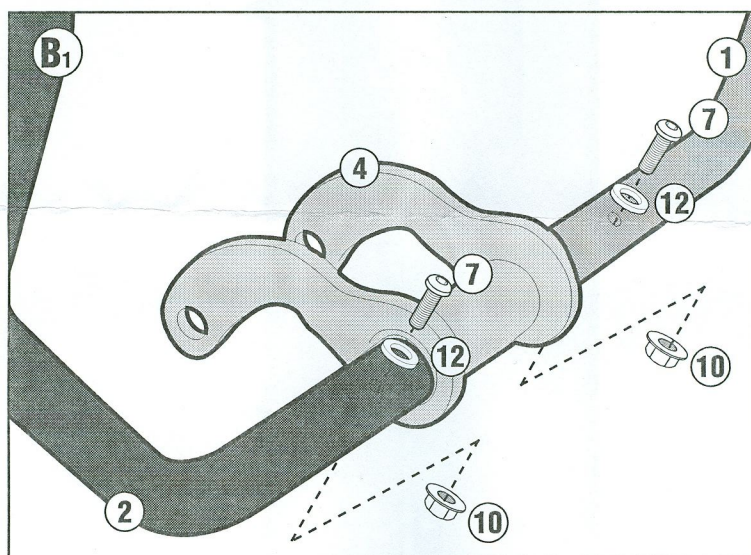
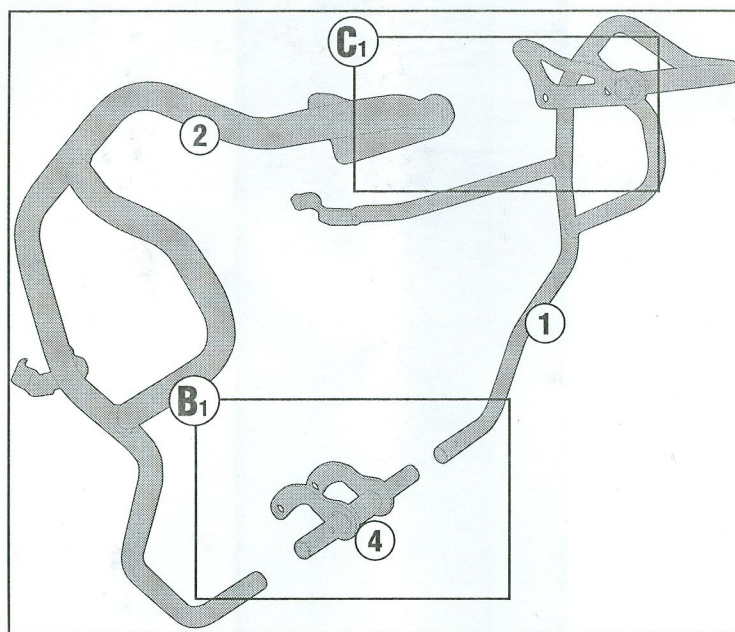
## YAMAHA XT660Z TENERÉ (2008-2013)



# TN2105 - KN2105

PARAMOTORE SPECIFICO - SPECIFIC ENGINE GUARD - PARE-CARTER SPECIFIQUE SPEZIFISCHER STURZBÜGEL - DEFENSA DE MOTOR ESPECÍFICA

## YAMAHA XT660Z TENERÉ (2008-2013)



ISTRUZIONI DI MONTAGGIO - MOUNTING INSTRUCTIONS  
INSTRUCTIONS DE MONTAGE - BAUANLEITUNG - INSTRUCCIONES  
DE MONTAJE